


Minuteman[®]

Parker[®]

VAC-35



MORE THAN A CENTURY OF QUALITY

8 VAC-35 MODELS FOR A VARIETY OF APPLICATIONS

**VAC-35®
6.5 HP, 8 HP and 10 HP
GASOLINE ENGINE
TURF MODEL**



**VAC-35®
6.5 HP, 8 HP and
10 HP GASOLINE
ENGINE FLOOR
MODEL**



1. 6.5 HP Gasoline
Manual-Floor
172 lbs.

VAC-35 6.5 HP GASOLINE ENGINE FLOOR MODEL. The 6.5 hp VAC-35 features a proprietary five blade, high strength, non-sparking impeller. Large, fully pneumatic tires and comfortable, plow-type handles reduce operator fatigue. Also features a bag platform to support the large collector bag and a single front caster for ease of handling on smooth surfaces.

2. 6.5 HP Gasoline
Manual-Turf
164 lbs.

VAC-35 8 HP & 10 HP GASOLINE ENGINE FLOOR MODEL. The same features as the 6.5 hp Floor Model with the added horse power. Heavy duty vacuum with the extra power for those big jobs and continuous operation.

3. 8 HP & 10 HP
Gasoline
Manual-Floor
212 lbs.

VAC-35 5 HP & 8 HP GASOLINE ENGINE TURF MODEL. These heavy duty vacuums are designed for ease of operation and maneuverability with 1 inch diameter plow type handles and dual front caster. These vacuums are perfect for surfaces such as turf and uneven terrain. The large suspended collector bag does not require a bag platform, improving the handling on rough surfaces and allowing usage where maneuvering in tight spaces is required.

4. 8 HP & 10 HP
Gasoline
Manual-Turf
204 lbs.

SELF-PROPELLED MODEL AVAILABLE WITH 8 HP & 10 HP GASOLINE ENGINES. Featuring a precision belt driven transaxle with four forward speeds and neutral positions. Equipped with a manual, disc type parking brake for use on hillside or uneven terrain. Handle mounted "Safety" clutch disengages transmission from drive shaft during shifting or when stopping momentarily.

5. 8 HP & 10 HP
Gasoline
Self-Propelled
262 lbs.

VAC-35 1.6 HP BATTERY POWERED. Runs quieter in enclosed areas where noise and exhaust fumes from gasoline engines becomes a potential hazard. Requires four 6 volt deep cycle golf cart type batteries to produce a 24 volt operating system. Volt meter indicates reserve power status. Equipped with polarized plug for recharging batteries. (Special heavy duty 3.5" x 11" diameter solid rubber tires for easier maneuvering.) Batteries and charge available. Bag platform not available.

6. 1.6 HP Battery
Manual
183 lbs.

VAC-35 8 HP PROPANE ENGINE. Uses clean burning LP gas for safe operation in vented, indoor areas. Custom design Vapor Withdrawal System allows for quick and easy starting. Vapor lock-off halts gas flow when engine is not running. Pressure reduction keeps gas flow at a constant, safe operating level. Propane hardware meets or exceeds N.F.P.A. regulation #58. 20# Vapor Withdrawal Tank included.

7. 8 HP Propane
Manual
222 lbs.

SELF-PROPELLED MODEL AVAILABLE WITH 8 HP PROPANE ENGINE Transmission with four forward speeds and neutral positions. Equipped with a manual, disc type parking brake for use on hillside or uneven terrain. Handle mounted "Safety" clutch disengages transmission from drive shaft during shifting or when stopping momentarily.

8. 8 HP Propane
Self-Propelled
296 lbs.

**VAC-35®
8 HP PROPANE
OHV ENGINE
FLOOR MODEL**



**VAC-35®
1.6 HP
BATTERY POWERED
FLOOR MODEL**



DESIGNED AND BUILT WITH **Minuteman[®]** **Parker[®]**

QUALITY FEATURES FROM FRONT TO BACK

Chassis and Handle

The 1" diameter tubular steel handles are bolted to the 12 gauge welded steel chassis providing a solid and reliable framework. The plow type handles are designed for operator comfort and reduced back strain.

Bag Platform

Available on most models, Parker's bag platform increases the machine's versatility. The galvanized steel platform is fully supported by two swivel casters. It accommodates a larger bag, heavier loads and longer bag life since the debris weight is supported by the platform.

Wheels and Tires

Tires are 5" x 14", fully pneumatic and deeply cleated (3.5" x 11" on battery model). They are mounted on heavy duty steel wheels. The wheels are positioned at the balance point providing for ease of operation and maneuverability.

Collection Bags and Deflector

Our large collection bags are made of a tough mildew resistant synthetic material with an extra long heavy duty zipper. Our exclusive Spin Pak deflector directs debris downward and actually packs it into the bag allowing for a greater degree of fill.

Vacuum Housings

Vacuum housings are constructed of a tough lightweight ABS plastic and are designed for unobstructed airflow contributing to unequalled vacuum efficiency. The housing contains a foam backed steel liner in critical wear areas which provides exceptional durability while reducing noise levels and vibration.

Impeller

The VAC-35 Impeller is a tough lightweight aluminum/magnesium alloy. The custom designed 5 blade, non-sparking impeller is precision balanced at the factory for optimum performance. Our unique anti-wrap ring guards against debris accumulation behind the impeller and around the engine shaft.


Intake Housings

All intake housings are manufactured of a tough, color impregnated, impact resistant plastic material specifically designed for this application. They are equipped with metal corner protection bumpers and wrap around rubber skirts to provide maximum vacuum and protection. Quick release collars allow for quick removal for clean out or attachment of optional intake accessories. Standard housing is 30" wide.



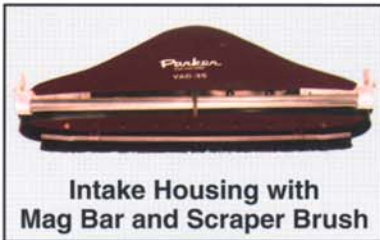
Minuteman® Parker®

VAC-35 ACCESSORIES



Intake Housing

Intake Housings Available in 3 widths for different applications • 30" standard
• 36" for wide areas and • 24" high velocity.



Intake Housing with
Mag Bar and Scraper Brush

Intake Attachments

- Scraper Brush Kit for stubborn dirt
- Magnetic Bar Kit to pick up nails, staples or other metal debris before entering housing and bag.



Intake Hose

Intake Hoses

- 8" diameter
- 6" diameter
- 4" diameter

15' hoses in three diameters. All come complete with pickup wand and handle and quick connect collars.

Material Handling Hose 6" x 15' quick connect hose for discharging debris directly into dumpster, truck or other suitable container.

Sulky Makes any self-propelled VAC-35 into a riding unit for large area cleaning. Requires bag platform.

Dust Bags Replacement bags for different models and applications. Standard felt bags for everyday use and Lumite bags for wet material pickup.

- Felt bag for units with platform*
- Felt bag for units without platform
- Lumite bag for units with platform*
- Lumite bag for units without platform

* Battery VAC-35's use the bag for units *with* platform.

Dual Wheel Caster Assembly Available as a replacement or to convert existing floor type vacuums to turf type vacuums.

Battery Chargers Available for Battery Powered VAC-35's.

Batteries Available for Battery Powered VAC-35's.

Liquid Propane Tanks 20 lb. Vapor withdrawal tank for Propane Powered VAC-35's.

Bag Platform Available as a replacement or to convert Turf type VAC-35's to floor type vacuum or use of sulky.



Sulky

* Specifications subject to change without notice.

Minuteman® Parker®

Parker Sweeper Company
A Division of Minuteman International, Inc.
111 South Rohlwing Road
Addison, Illinois 60101
Phone (630) 627-6900 • Fax (630) 627-1130
www.minutemanintl.com